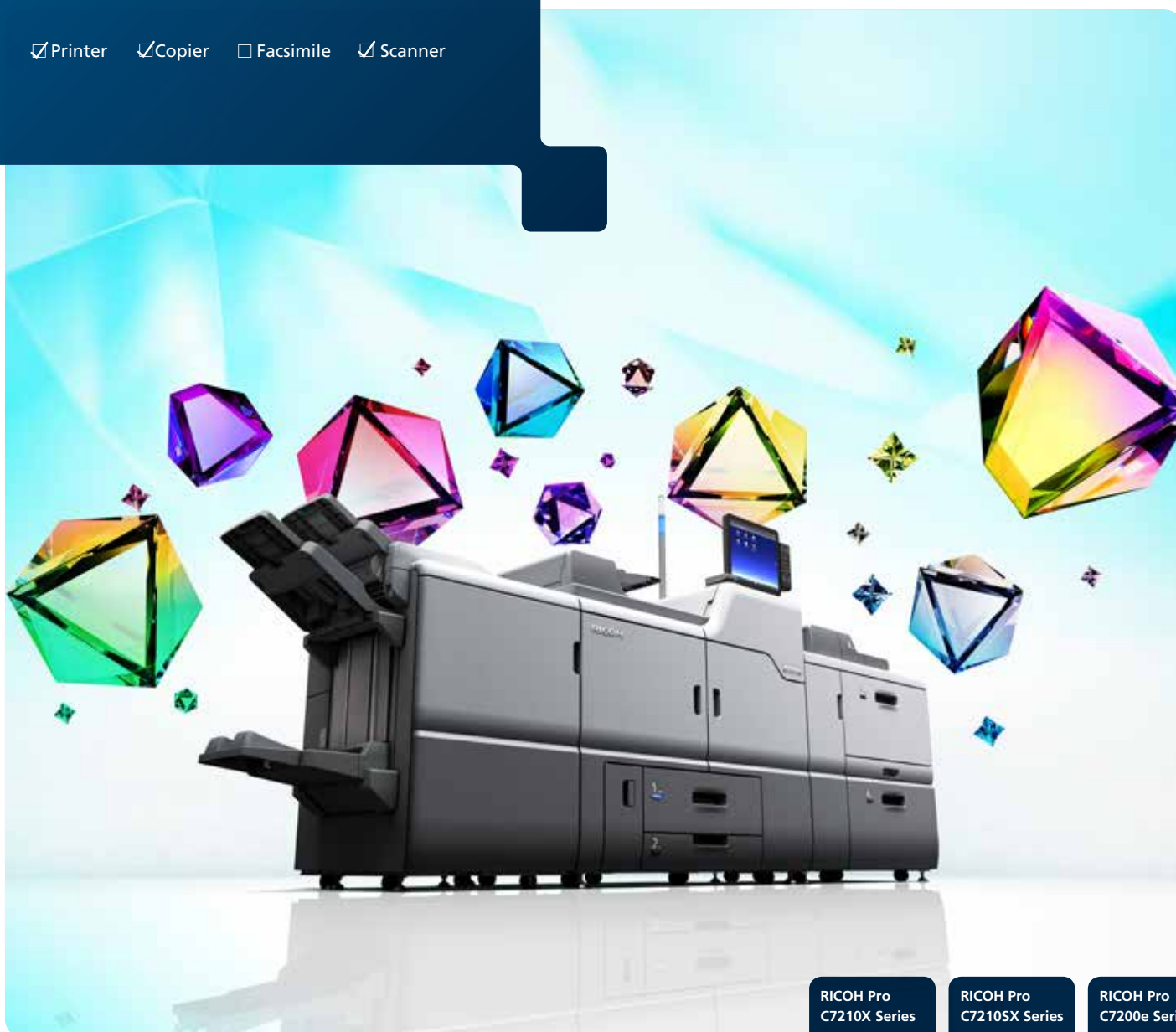


Color Sheet-Fed Printer

**RICOH**  
imagine. change.

# RICOH Pro C7200 SERIES Graphic Arts Edition

☒ Printer   ☒ Copier   ☐ Facsimile   ☒ Scanner



RICOH Pro  
C7210X Series

**95**  
ppm  
5 Station  
Printer Model

RICOH Pro  
C7210SX Series

**95**  
ppm  
5 Station  
MFP Model

RICOH Pro  
C7200e Series

**85**  
ppm  
4 Station  
Printer Model

# Reach your productivity and profitability goals

Every investment you make in your business should contribute as much as possible to productivity and profitability. Watch the contributions soar with the innovative RICOH Pro C7210x/C7210sx/C7200e Graphic Arts Edition printers. Exceptional quality, application versatility and inline finishing choices allow you to keep more types of jobs in-house, increase margins and make the most of limited floor space. Commercial printers, print-for-pay businesses and in-plant environments can choose one of several Ricoh or Fiery® controllers, run hybrid workflows and improve overall operational efficiency by using one device for many applications. You'll realize additional efficiencies and cost reductions thanks to advanced usability features. The 5th Color Station provides nearly unlimited possibilities to add value as you and your customers explore new creative avenues.

- Earn customer loyalty and build new revenue streams with superb image quality, an amazing color array and exceptional media flexibility.
- Improve operational efficiency and increase production capacity.
- Sustain throughput with a system that's easy to operate.
- Lower total cost of print by finishing jobs in-house.
- Grow confidently with the right technology, vendor partner, complementary software and services, and nationwide support.



## **Build a reputation for quality and reliability that positions you as a market leader**

### **Capitalize on the value-add opportunities offered by extraordinary media flexibility**

Using a RICOH Pro C7200 Series digital press, you can make creative breakthroughs and discover endless ways to show your customers how the “medium is the message.” The Vacuum Feed Oversize Sheet Option and the Multi-Bypass Tray Oversize Sheet Option simplify media handling and printing of oversized materials — up to 27.5” in duplex mode and up to 49” in simplex mode (from Bypass Tray Oversize Sheet Option only). Explore the possibilities of textured, synthetic, magnetic, metallic and clear media for applications, including trifold brochures, posters, packaging and more. The AC Transfer technology and elastic fusing belt is designed to maintain consistent quality, especially on textured media. Print on substrates up to 360 gsm, both simplex and duplex.



### **Develop new revenue streams based on fifth color capabilities**

Expansive color possibilities can generate incremental revenue resulting from new applications. With the RICOH Pro C7210X and RICOH Pro C7210SX, you can develop project concepts centered on the 5th Color Station, which produces a remarkable spectrum of custom colors and special effects. The clear, white, neon yellow, neon pink and invisible red toners are catalysts for creativity. Use clear to add a watermark or accentuate a graphic design. The 5th Color Station position is swappable for purposes of applying white toner as an undercoat in one pass on colored or metallic substrates, thereby maintaining superb quality and eliminating the need for multi-pass printing. Invisible red toner allows you to expand into entry level security applications such as secure ticket printing. Both neon yellow and neon pink let you go beyond CMYK by blending with other process shades to create neon palettes.



### **Sustain throughput because operators of varying skill levels can excel at producing simple and complex jobs**

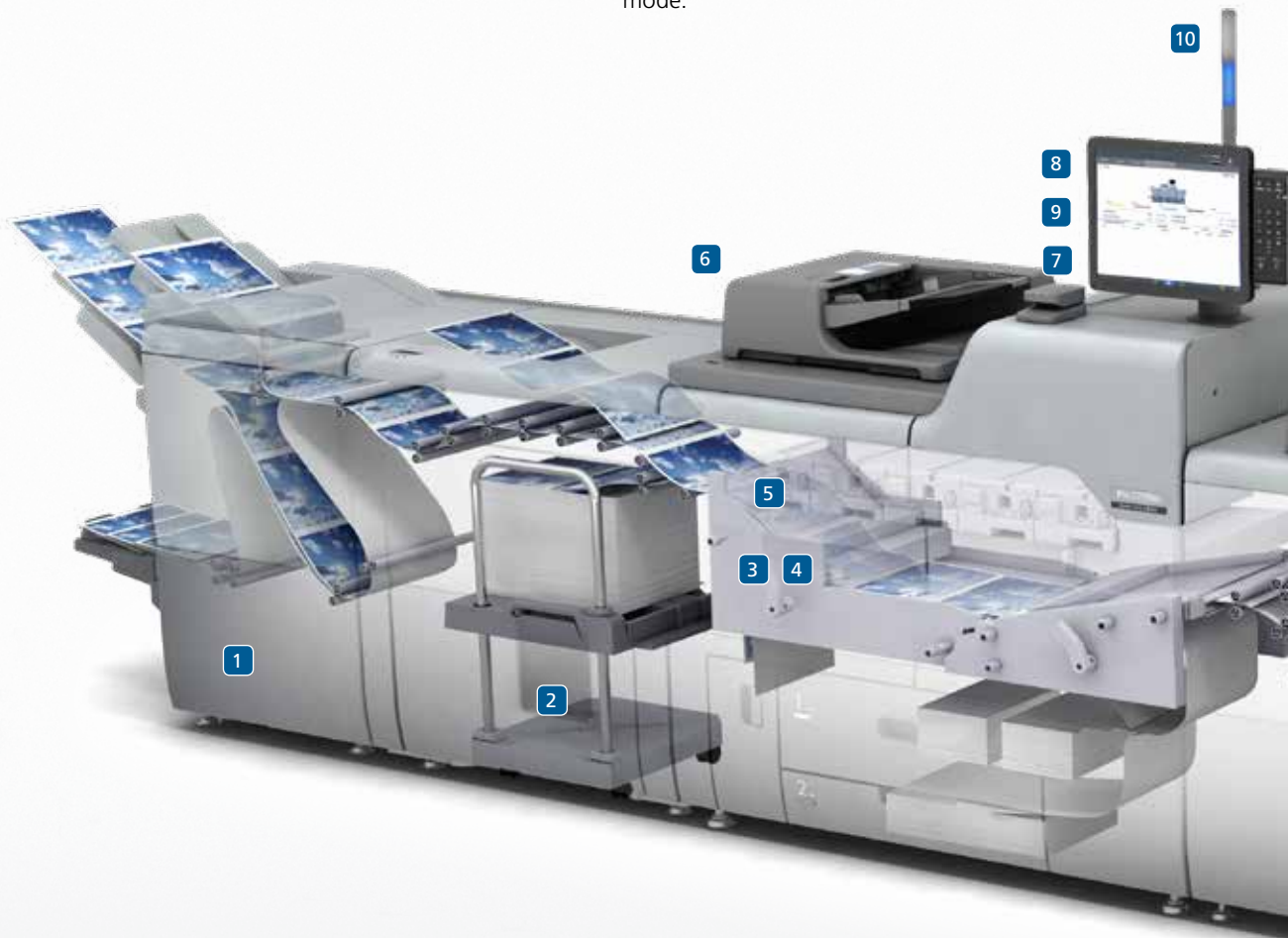
Minimize guesswork and mistakes that can lead to expensive delays and rework. Operators can customize the display of the new 17” Touch Panel based on visual guidance and programmable shortcut icons. The new Auto Calibration System generates a density change parameter and register for each type of media, thereby automating critical elements of color consistency. The new Inline Auto Registration feature prints and reads crop marks, then makes adjustment if they are needed. With support for expansive paper weights and types, the Media Library lets operators select the desired paper easily. Using the new Media Management Tool, operators can set up the media catalog from a PC and use it with multiple RICOH Pro C7200 Series printers.





# Rely on advanced technologies designed for efficient, reliable, low-cost operation


- 1** Saddle stitch booklet finishing and 100-sheet stapling are done with the SR5060 Booklet Finisher. Additional commercial finishing options are also available.
- 2** Keep jobs running continually with the High Capacity Stacker SK5040. Up to 5,000 sheets can be stacked and moved with the Roll Away Cart. Up to two Stackers can be configured in one system.
- 3** Maintain image gradation quality. The Image Calibration System automatically scans image density to make any necessary corrections prior to printing.
- 4** Register images front to back automatically. An inline sensor provides the data used by the system to adjust image position and shape.
- 5** Show off your color expertise. The 5th Color Station is swappable for purposes of printing white in one pass, and now offers invisible red toner in addition to clear, white, neon yellow and neon pink.
- 6** 220-Sheet Automatic Document Feeder. Copy and scan jobs quickly in one step with single-pass color duplex scanning — up to 220 ipm in duplex mode.



Ricoh Pro C7200 series Graphic Arts Edition

- 7 Media Identification Unit.** When media is frequently replaced, increase efficiency and take the guesswork out of setup by measuring media properties for the closest available match already programmed into the media library.
- 8 Increase operator productivity.** Each operator can customize the new 17" LCD Touch Panel, which displays the entire device configuration.
- 9 Expedite media selection.** The enhanced graphical media library lets you easily create paper settings and select desired papers.
- 10 Operator Call Light.** Know the moment system status has changed and maintenance is required.

- 11 BY5010 Multi Bypass Tray.** Feed up to 500 sheets and expand feeding system capacity. Add the oversize tray option and print up to 49.6
- 12 Vacuum Feed Trays ensure the paper feeding ability of coated media up to 360 gsm maximum.** Up to 3 units can be added to increase the feeding capacity to 16,200 sheets.
- Deliver superb quality.** VCSEL laser beam technology and 2400 x 4800 dpi print laser resolution provide output that compares favorably with offset.
- Expand your offerings with oversize printing.** Oversize sheet capabilities allow you to print up to 49.6" simplex and 27.5" duplex.
- Set up jobs fast and accurately.** Using the new Media Management Tool, operators can share the media library among multiple RICOH Pro C7200 Series digital presses.





# RICOH Pro C7210X/Pro C7210SX/Pro C7200e

## SYSTEM SPECIFICATIONS

### Hardware Specification

Process	4-drum and 5-drum dry electrostatic transfer system with internal transfer belt
Fusing	Oil-less belt-fusing method
Engine Speed	Pro C7210X/Pro C7210SX - 95 ppm (8.5" x 11") Pro C7200e - 85 ppm (8.5" x 11") 240K Pro C7210X/Pro C7210SX - 800K Pro C7200e - 650K
Max Monthly Volume	2400 x 4800 dpi VCSEL
Duty Cycle	Less than 300 sec.
Laser Resolution	Supported
Warm-Up Time	13" x 19.2"/13" x 49.2"
Limitless Paper Supply	(when using Oversize Tray Option)
Paper Size	12.7"x18.9"/12.7" x 49.4"
Maximum Printable Area	(when using Oversize Tray Option)
Paper Weight	Tray 1: 52-300g/m <sup>2</sup> Tray 2: 52-256g/m <sup>2</sup> Optional LCIT RT5110 Trays 3 and 5: 52-256g/m <sup>2</sup> Tray 4: 52-300g/m <sup>2</sup> Optional Vacuum Feed LCIT RT5120 Trays 3-8: 52 - 360g/m <sup>2</sup> Bypass Tray: 52-216g/m <sup>2</sup>
Paper Type	Uncoated Paper, Coated Paper (gloss and matte), Recycled Paper, Preprinted, Letterhead, Pre-punched, Tab Stock, Textured Paper, Label Paper, Carbonless Paper
Paper Capacity	Tray 1: 1,000 sheets x 2 (Tandem) Tray 2: 500 sheets Optional LCIT RT5110 Trays 3 and 5: 1,000 sheets each Tray 4: 2,000 sheets Optional Vacuum Feed LCIT RT5120 Trays 3-8: 2,200 sheets each Bypass Tray: 500 sheets
Power Source	208-240V, 16A, 50/60Hz (2 Dedicated Power Cords) Less than 5,000W
Max. Power Consumption	Pro C7210X: 12.2kWh/week
Typical Electricity Consumption (TEC)*	Pro C7210SX: 12.5kWh/week Pro C7200e: 11.2kWh/week
*Typical Electricity Consumption by ENERGY STAR® program	
ENERGY STAR EPEAT	Certified Gold (TotalFlow Server R-62A) Silver (E-85A and E-45A Controller)
Dimensions (W x D x H)	Pro C7210x and Pro C7200e 52" x 35.8" x 48" Pro C7210SX 52" x 35.8" x 48.4"
Weight	Height: 73.6" when including status pole Pro C7210SX: Less than 1,323 lbs. Pro C7210X: Less than 1,279 lbs. Pro C7200e: Less than 1,235 lbs.

### Printer Controllers

<b>Efi Color Controller E-85A</b>	
Fiery System Version	Fiery F5300 Pro
Configuration	External
Memory	16GB (4GB x 4)
CPU	Intel Xeon E5-2637 (3.5 GHz up to 3.7 GHz with turbo)
HDD	500 GB + 2 x 2 TB SATA
Operating System	Windows 10 IoT Enterprise 2016 LTSB
<b>Efi Color Controller E-45A</b>	
Fiery System Version	Fiery F5300 Pro
Configuration	External
Memory	8GB (4GB x 2)
CPU	Intel i5-6500 (3.2GHz up to 3.6GHz with Turbo)
HDD:	1TB
Operating System	Windows 10 IoT Enterprise 2016 LTSB
<b>RICOH TotalFlow Server R-62A</b>	
Configuration	External
Memory	Standard 32GB (4GB x 8) Additional 32GB (16GB x 2 (Optional))
CPU	Intel Processor 6th Gen Core i7 6700 3.4GHz 3TB (1TB SATA x 3)
HDD	Linux
Operating System	Optional
IPDS	

### Hardware Accessories

<b>Plockmatic HCI3500 High Capacity Interposer</b>	
Dimensions (W x D x H)	47.2" x 28.7" x 43"
Weight	551 lb.
Paper Size	Maximum up to 13" x 26"
Paper Weight	65-350gsm
Paper Capacity	3,500 sheets (1,750 sheets per tray)
<b>Plockmatic MPS - Oversize Sheet Stacker</b>	
Dimensions (W x D x H)	35.4" x 26.8" x 41.8"
	(width extends to max 55")
Weight	172 lb
Power Supply	100-240 V, 50-60 Hz
Paper Size	8.5"x11" (LEF) - 13" x 49.6"
Paper Weight	150-360g/m <sup>2</sup>
Paper Capacity	2,000 sheets

<b>Vacuum Feed Large Capacity Tray (LCIT RT5120)</b>	
Dimensions (W x D x H)	41.5" x 28.7" x 39.4"
Weight	Less than 508 lb.
Power Consumption	Less than 1,000 W
Power Supply	100-120 V
Paper Size	5.5" x 8.5" - 13" x 19.2"
Paper Capacity	4,400 sheets (2,200 sheets per tray)
Paper Weight	Trays 3-8: 52-360g/m <sup>2</sup>
<b>Vacuum Feed Oversize Tray Type S9</b>	
Dimensions (W x D x H)	When attached to the LCIT RT5120 the dimensions become 50.8" x 28.7" x 39.4"
	Maximum up to 13" x 27.5"
	Shift Tray: 52-300g/m <sup>2</sup>
	730 sheets
Paper Size	
Paper Weight	
Paper Capacity	
<b>LCIT RT5110</b>	
Dimensions (W x D x H)	34.1" x 28.7" x 39.4"
Weight	Less than 408 lbs.
Paper Size	5.5" x 8.5" - 13" x 19.2"
Paper Weight	Trays 3 and 5: 52-256g/m <sup>2</sup>
	Tray 4: 52-300g/m <sup>2</sup>
Paper Capacity	Trays 3 and 5: 1,000 sheets each Tray 4: 2,000 sheets
<b>Multi Bypass Tray Unit (BY5020)</b>	
Power Source	From LCIT RT5120
Paper Capacity	500 sheets
Paper Size	5.5" x 8.5" - 13" x 19.2"
	Maximum Paper size extend up to 13" x 49.6" with Multi Bypass Oversize Tray Option
Paper Weight	52-216g/m <sup>2</sup>
<b>3,000 Sheets Finisher with 100 Sheets Stapler (SR5050)</b>	
Capacity (Proof Tray)	250 sheets (8.5" x 11" or smaller) 50 sheets (8.5" x 14" or larger)
Capacity (Shift Tray)	8.5" x 11" - 3,000 sheets 8.5" x 14" - 11" x 17" - 1,500 sheets 12" x 18" - 13" x 19.2" - 1,000 sheets
Paper Weight	Proof Tray: 52-216g/m <sup>2</sup> Shift Tray: 52-360g/m <sup>2</sup>
Output Jogger	Standard
Staple	8.5" x 11" - 2 to 100 sheets 8.5" x 14" - 11" x 17" - 2 to 50 sheets
Staple Position	Top, Bottom, 2 Staples, Top Slant
Dimensions (WxDxH)	39.2" x 28.7" x 44.3"
	(996 x 730 x 1,126 mm)
Weight	246 lbs. (112 kg)
<b>Booklet Finisher (SR5060)</b>	
Capacity (Proof Tray)	250 sheets (8.5" x 11" or smaller) 50 sheets (8.5" x 14" or larger)
Capacity (Shift Tray)	8.5" x 11" - 2,500 sheets 8.5" x 14" - 11" x 17" - 1,500 sheets 12" x 18" - 13" x 19.2" - 1,000 sheets
Output Jogger	Standard
Paper Weight	Proof Tray: 52-216g/m <sup>2</sup> Shift Tray: 52-360g/m <sup>2</sup>
Staple	8.5" x 11" - 2 to 100 sheets 8.5" x 14" - 11" x 17" - 2 to 50 sheets
Staple Position	Top, Bottom, 2 Staples, Top Slant
Saddle Stitch Staple	8.5" x 11" - 13" x 19.2" - 20 sheets;
	Center 2 Position
Dimensions (WxDxH)	39.2" x 28.7" x 44.3"
	(996 x 730 x 1,126 mm)
Weight	246 lbs. (112 kg)
<b>Booklet Trimmer (TR5040)</b>	
Trimming Type	One Side Edge
Trimming Capacity	1 to 20 sheets (2 to 40 pages after folding)
Paper Size	Up to 13" x 19.2"
Stack Capacity	Up to 60 sets
Limitless Stack	Yes
Dimensions (WxDxH)	43.9" x 23.3" x 21.8"
	(1,115 x 591 x 555 mm)
Weight	165 lbs. (75 kg)
<b>Cover Interposer Tray (CI5030)</b>	
Paper Size	5.5" x 8.5" - 13" x 19.2"
Paper Weight	64-216g/m <sup>2</sup>
Stack Capacity	200 sheets x 2 trays
Dimensions (WxDxH)	21.2" x 28.7" x 50.8"
	(540 x 730 x 1,290 mm)
Weight	99 lbs. (45 kg)
<b>Ring Binder (RB5020)</b>	
Paper Size	8.5" x 11"/A4
Paper Weight	64-216g/m <sup>2</sup>
Stack Capacity	Binding Mode: 11 sets; Punching Mode: 100 sheets
Ring Bind Capacity	2 to 100 sheets
Number of Holes	LTR - 21, A4 - 23
Ring Supply	Black or White, Up to 50 or 100 sheets
Tab Stock	Supported
Dimensions (WxDxH)	34.2" x 28.7" x 39.8"
	(870 x 730 x 1,010 mm)
Weight	308 lbs. (140 kg)
<b>Perfect Binder (GB5010)</b>	
Booklet Size	Width: 7.9" x 11.7" (201-297 mm); Length: 5.5" x 8.5" (140-216 mm)

Booklet Thickness	Less than 1" (23 mm)
Body Page Capacity	200 sheets
Cutting Directions	3 Edges, 1 Edge, None
Paper Weight	Body Pages: 64-163g/m <sup>2</sup> Cover Pages: 90-300g/m <sup>2</sup>
Stack Capacity/Booklet	50 sheets: 13; 100 sheets: 7; 200 sheets: 4
Dimensions (WxDxH)	42.9" x 31.1" x 54.6"
	(1,090 x 791 x 1,387 mm)
Weight	770 lbs. (350 kg)
<b>6-Position Multi-Folding Unit (FD5020)</b>	
Folding Type	Single Sheet Mode: Z-Fold, Half-Fold/Print inside, Half-Fold/Print outside, Letter Fold-in/Print inside, Letter Fold-in/Print outside, Letter Fold-out, Double Parallel/Print inside, Double Parallel/Print outside, Gate-Fold/Print inside, Gate-Fold/Print outside
	Multiple Sheets Mode: Half-Fold/Print inside, Half-Fold/Print outside, Letter Fold-in/Print inside, Letter Fold-in/Print outside, Letter Fold-out
Paper Size	Single Sheet Mode: Z folding: 8.5" x 11" - 12" x 18"; Half folding: 8.5" x 11" - 13" x 19.2"; Letter folding: 8.5" x 11"
	Multiple Sheets Mode: Double Parallel folding: 8.5" x 11" - 12" x 18"; Gate folding: 8.5" x 11" to 12" x 18"; Half folding: 8.5" x 11" - 13" x 19.2"; Letter Fold-out: 8.5" x 11"; Letter Fold-in: 8.5" x 11"
Dimensions (WxDxH)	18.5" x 28.7" x 39.4"
	(470 x 730 x 1,000 mm)
Weight	203 lbs. (92 kg)
<b>Plockmatic Booklet Maker (PBM350/PBM500)</b>	
Paper Size	8.5" x 11" - 12" x 18"
Paper Weight	64-300g/m <sup>2</sup>
Set Size	PBM350 - 2-35 sheets (80g/m <sup>2</sup> ) PBM500 - 2-50 sheets (80g/m <sup>2</sup> )
Power Supply	115 V, 60 Hz
Dimensions (WxDxH)	55.9" x 35.4" x 27.6"
	(1,420 x 970 x 700 mm)
Weight	297 lbs. (135 kg)
<b>GBC StreamPunch Ultra</b>	
Punched Paper Sizes	5.5" x 8.5" , 8.5"x11", 8.5"x14", 11"x17", 12"x18"
Punched Media	75-300g/m <sup>2</sup>
Weight Range	
Tab Punching	Yes
"Two-Up" Punching	Yes
Power Supply	115 V, 60 Hz
Dimensions (WxDxH)	17.5" x 28.7" x 39.4"
	(445 x 730 x 1,000 mm)
Weight	220 lbs. (100 kg)
<b>High Capacity Stacker (SK5040)</b>	
Dimensions (W x D x H)	35.4" x 28.7" x 39.8"
Weight	Stacker: 264 lb.; Rollaway cart: 33 lb.
Power Consumption	Less than 132 W
Power Supply	120 V, 50/60 Hz
Paper Capacity	5,000 sheets; Proof tray: 250 sheets
Paper Weight	52-360g/m <sup>2</sup>
Output Jogger	Standard
Rollaway Cart	Standard, optional additional carts available

### Other Options

Decurl Unit DU5060, Buffer Pass Unit Type S9, Bridge Unit BU5010, 5th Station Replacement Kit Type S9, Toner Interchange Unit Type S9

### Consumables

CMYK Toner	45K prints/bottle*
Clear Toner	24.6K prints/bottle**
White Toner	16K prints/bottle**
Neon Yellow Toner	23.4K prints/bottle**
Neon Pink Toner	23.4K prints/bottle**
Invisible Red Toner	17.3K prints/bottle**
Waste Toner Bottle Yield:	220K prints/bottle*

\*Based on 8.75% coverage (LT)

\*\*Based on 15% coverage (LT)

TCRU Program	Supported
--------------	-----------

### Workflow Solutions Supported

RICOH ProcessDirector®, RICOH TotalFlow Prep, RICOH TotalFlow Production Manager, RICOH TotalFlow BatchBuilder, RICOH @Remote, EFI®DigitalStoreFront®, CGS/ ORIS Lynx & Evaluate, EFI Color Profiler Suite, EFI Fiery®Graphic Arts Package Premium Edition, EFI Impose, EFI Compose, DirectSmile®, EFI Fiery Central, Objectif Lune Specifications subject to change without notice. Contact Ricoh for a list of certified media.

**RICOH**  
imagine. change.

[www.ricoh-usa.com](http://www.ricoh-usa.com)

Ricoh USA, Inc., 70 Valley Stream Parkway, Malvern, PA 19355, 1-800-663-RICOH

©2018. Ricoh USA, Inc. All rights reserved. Ricoh® and the Ricoh logo are registered trademarks of Ricoh Company, Ltd. All other trademarks are the property of their respective owners. The content of this document, and the appearance, features and specifications of Ricoh products and services are subject to change from time to time without notice. Products are shown with optional features. While care has been taken to ensure the accuracy of this information, Ricoh makes no representation or warranty about the accuracy, completeness or adequacy of the information contained herein, and shall not be liable for any errors or omissions in these materials. Actual results will vary depending upon use of the products and services, and the conditions and factors affecting performance. The only warranties for Ricoh products and services are as set forth in the express warranty statements accompanying them.

R3979

